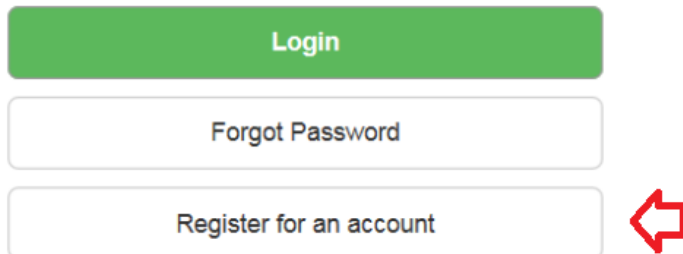


Instructions on Creating a WebStore Account and Adding a Student

Go to the school's webstore → you can do this from a link in your school's site or type in the store web address in your browser.

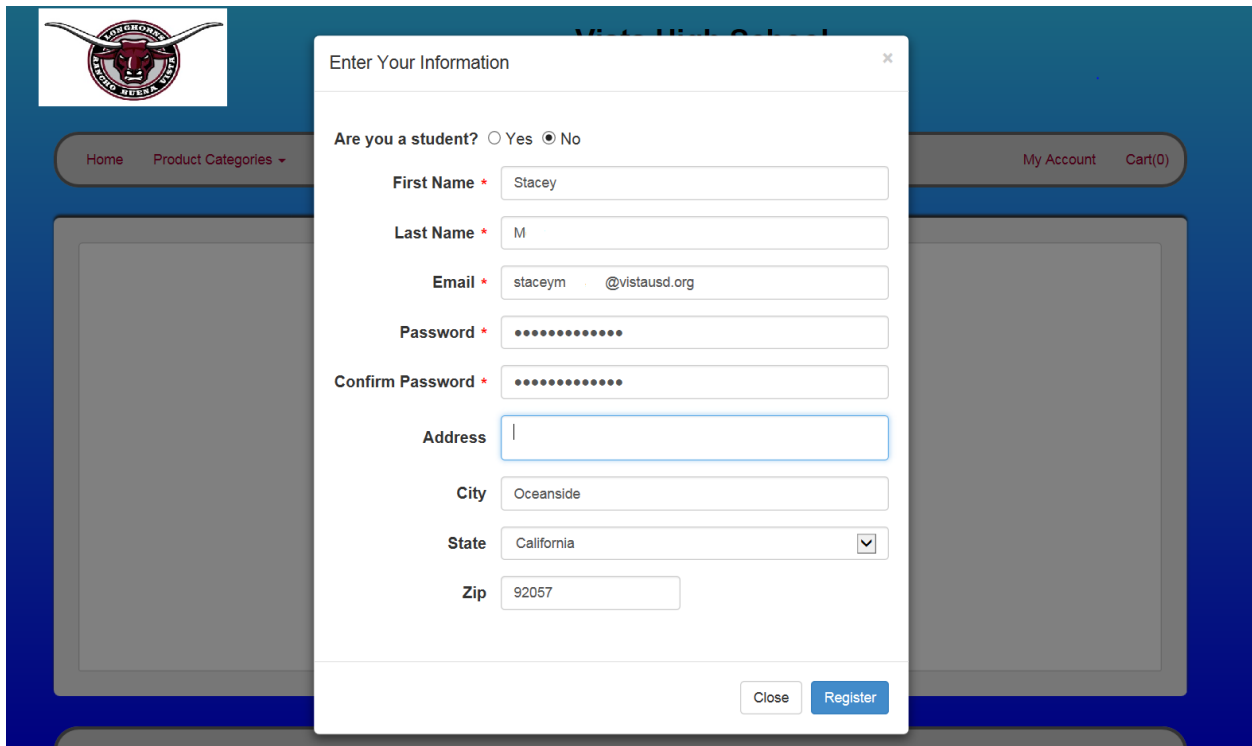
The first time you visit the site, it will ask you to register.



Buttons for user actions:

- Login
- Forgot Password
- Register for an account

Register under your name. You will add your student(s) later.



Enter Your Information

Are you a student? Yes No

First Name * Stacey

Last Name * M

Email * staceym @vistausd.org

Password *

Confirm Password *

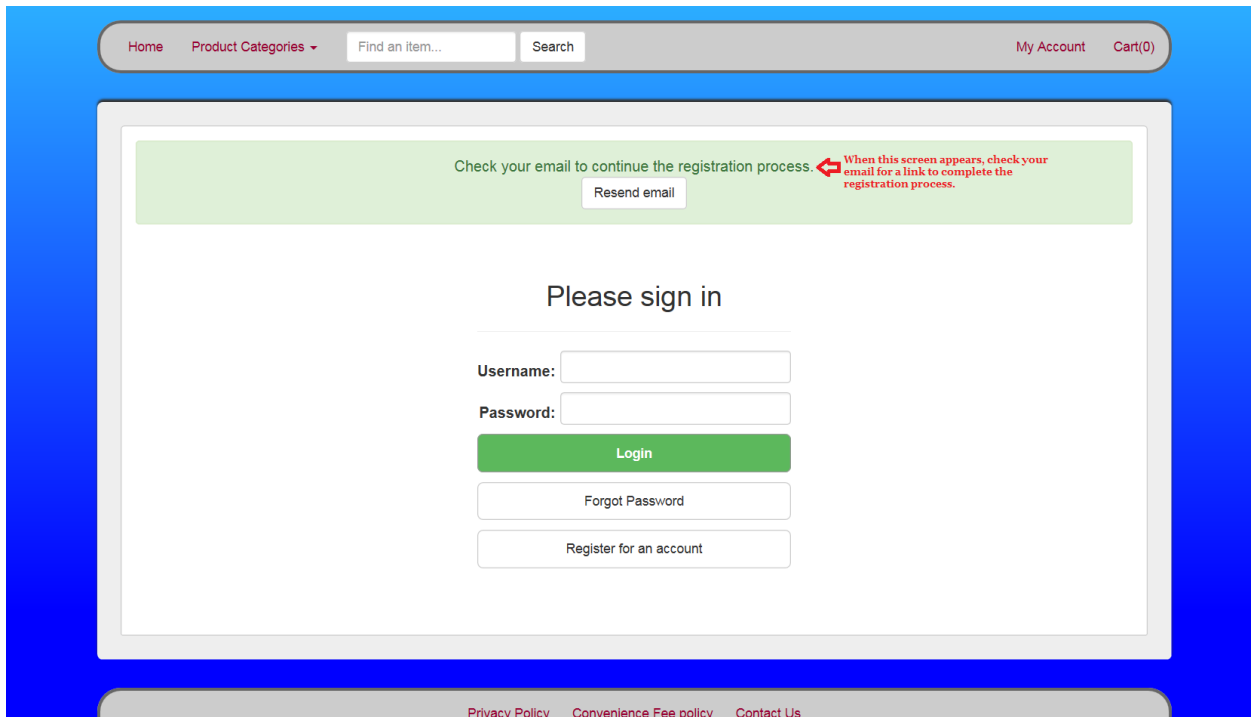
Address |

City Oceanside

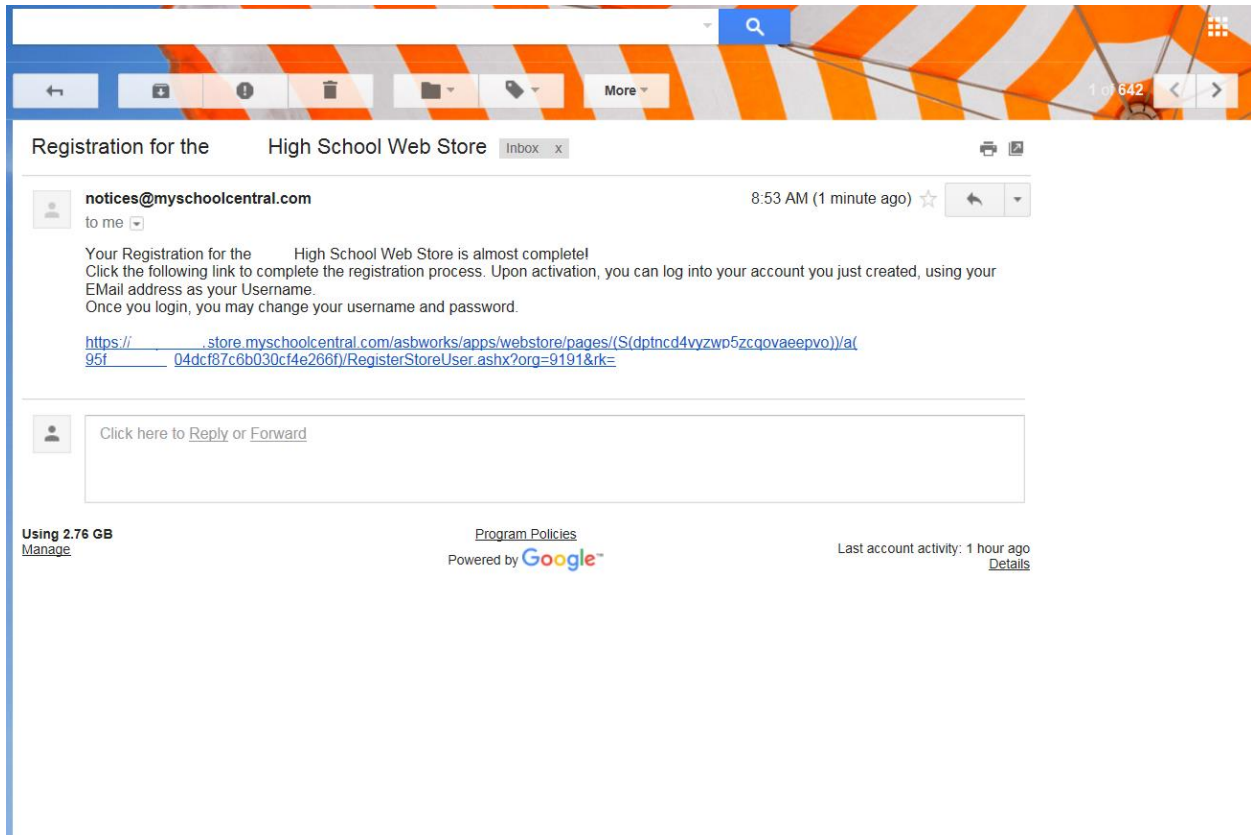
State California

Zip 92057

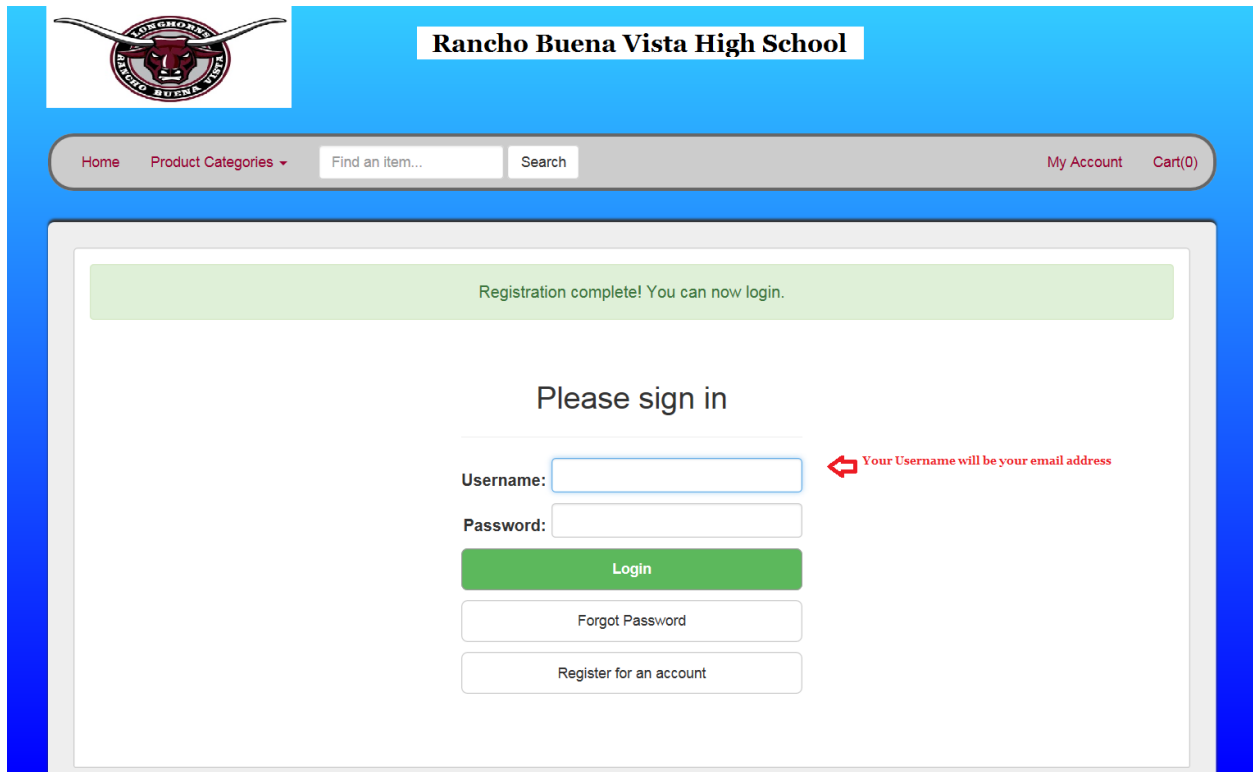
Close Register



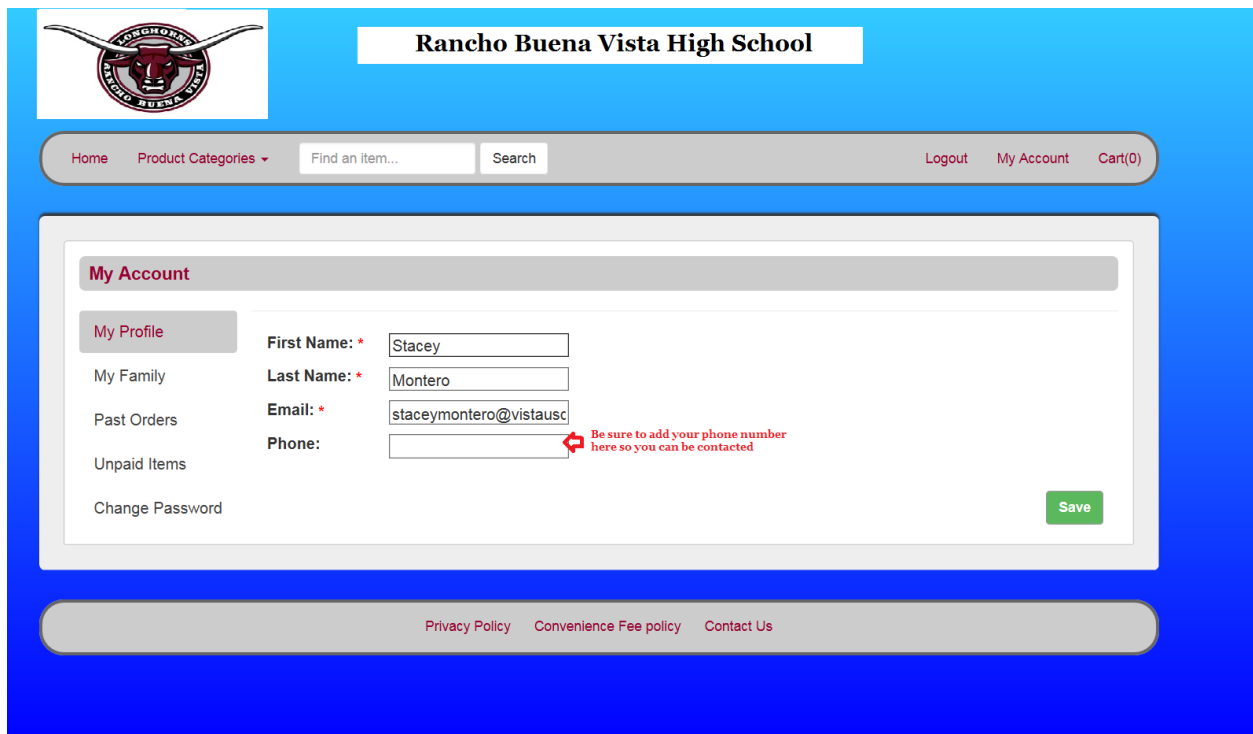
Once you finished registering, an email will be sent to complete the process.




Click on the link in the email to complete the registration process.



You will be returned to the home page. Enter your username and password.
*Your username will be your email address you registered with.




On the My Account screen, be sure to add your phone number and select Save.



Rancho Buena Vista High School

Home Product Categories Find an item... Search Logout My Account Cart(0)

YEARBOOK



YEARBOOK


This item can only be sold to a student. Add a student to your family in [My Account](#)

You can click on the underlined My Account link here or in the task bar above

Qty: * x \$90.00

« Continue Shopping View Cart »

If you try to purchase an item without adding a student, you will be prompted to do so.



Rancho Buena Vista High School

Home Product Categories Find an item... Search Logout My Account Cart(0)

My Account

My Profile

My Family

Past Orders


Unpaid Items

Change Password

Student ID	First Name	Last Name	Relationship	Remove
995152232				Add

Privacy Policy Convenience Fee policy Contact Us

You will need your student's 9 digit ID in order to add them to your account. Once you add the Student ID, the first name, and last name will populate.




Rancho Buena Vista High School

[Home](#)
[Product Categories](#)

[Logout](#)
[My Account](#)
[Cart\(0\)](#)

YEARBOOK




YEARBOOK

Use dropdown menu if you have more than one student registered

Qty: x \$90.00

For:

To purchase an item, select the item then select which student you are purchasing for using the dropdown menu.



Rancho Buena Vista High School

[Home](#)
[Product Categories](#)

[Logout](#)
[My Account](#)
[Cart\(1\)](#)

Your Cart

Item	Price	Qty	SubTotal
YEARBOOK For: M , Jacob	\$90.00	<input type="text" value="1"/> Remove	\$90.00
		Subtotal:	\$90.00
		Tax:	\$0.00
		Estimated Total:	\$90.00

[Privacy Policy](#)
[Convenience Fee policy](#)
[Contact Us](#)

Finally, you will pay for your item by selecting the green Check Out button. All items sold will be placed on order for your student to pick up. Most items will be picked up in the Finance office. If they are to be picked up in a different location, it will be noted in the item.